

Name:

Klasse:

(+ = etwas schwieriger, ++ = schwierig)

**KAPITEL: Best Friends/Der Abschied**

**1 Verbinde die englischen Ausdrücke mit den entsprechenden deutschen Ausdrücken.**

- 1 Congratulations!
- 2 Thanks.
- 3 Well done!
- 4 Yes, let's do that.
- 5 Yes, of course.
- 6 Really?
- 7 Yes, let's go.
- 8 See you later!
- 9 I hope so.
- 10 Here I've got friends.
- 11 Tell me.
- 12 It's delicious.

- A Wirklich?
- B Sag es mir.
- C Es ist lecker.
- D Herzlichen Glückwunsch!
- E Hoffentlich./Ich hoffe es.
- F Ja, lasst uns gehen.
- G Hier habe ich Freunde.
- H Danke.
- I Ja, lasst uns das tun.
- J Gut gemacht!
- K Ja, natürlich.
- L Bis bald!

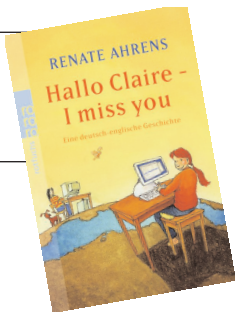
**2 Ergänze die englischen Ausdrücke mit einem Wort aus dem Kästchen. (+)**

children • earlier • knew • know • nothing • pity • please • pregnancy • wonderful

- 1 I ..... you could do it.
- 2 It's ..... to have a native speaker in class.
- 3 I ..... you've been working with Gregor and it shows already.
- 4 Will you ..... stop writing letters!
- 5 I've never understood why my parents didn't want more .....
- 6 Does that mean they're not happy about the .....?
- 7 What a ..... we'll be losing you.
- 8 My parents talk about ..... but Dublin.
- 9 They start school ..... in Ireland.

**2 Was bedeuten diese Wörter auf Englisch? (++)**

- 1 Briefe = .....
- 2 Eltern = .....
- 3 Leute = .....
- 4 Kind = .....
- 5 Arbeit = .....
- 6 Haus = .....
- 7 Schule = .....
- 8 Freunde = .....
- 9 Qualle = .....
- 10 Frau = .....



Name:

Klasse:

(+ = etwas schwieriger, ++ = schwierig)

**KAPITEL: Exchanging E-Mails/Und was machen wir jetzt?**

**1 Male diese Kleidungsstücke:**

- a grey pleated skirt
- a white blouse
- a navy blue blazer
- a tie

**2 Lies die E-Mail auf Seite 46 des Buches. Jetzt schließe das Buch und vervollständige die E-Mail mit den Wörtern aus dem Kästchen. (+)**

already • rocks • sea • soon • strange • together • weather

Dear Marie,

The ..... (1) is bad here, too. We had a storm last night and I heard the waves dashing against the ..... (2) while I was trying to fall asleep. In moments like that I'm scared of the ..... (3). Sorry about your Mum. I hope she'll be all right ..... (4). I can't imagine ever finding a favourite spot here in Dublin. It's all so ..... (5). I have to go now because I have to do my homework. It's too bad we can't do it ..... (6) any more.


Lots of love

Claire

PS: I wish it were May ..... (7) and you were here!

**3 Die unterstrichenen Wörter sind falsch. Korrigiere die Sätze. (++)**

- 1 Claire: I love the school uniform.  
.....
- 2 Claire: My Dad has to take me to school by bus in the morning.  
.....
- 3 Claire: We now have a cat. We got her a month ago.  
.....
- 4 Claire: She's called Sally and she is only eight weeks old.  
.....
- 5 Claire: Sally has just picked up my jacket and is beginning to pee on it.  
.....



Name:

Klasse:

(+ = etwas schwieriger, ++ = schwierig)

**KAPITEL: Angelina/Das kann doch nicht wahr sein!**

**1 Wie heißt das Anfangswort auf Englisch? Es ist unter den Buchstaben versteckt! Schreibe es auf. Die übrigen Buchstaben bilden das nächste Wort.**

Hund

- |   |                            |                |                  |
|---|----------------------------|----------------|------------------|
| 1 | LE <u>D</u> OB <u>E</u> NG | ..... dog..... | ..... Leben..... |
| 2 | LEIIFNSAEM                 | .....          | .....            |
| 3 | MÄLODNECHELNY              | .....          | .....            |
| 4 | VERGIRRÜCKLT               | .....          | .....            |
| 5 | TRMAAURDIG                 | .....          | .....            |
| 6 | SSELABSTSÜDCHTIG           | .....          | .....            |
| 7 | SEELIFFERSIÜSCHHTIG        | .....          | .....            |
| 8 | JEALARMOBAUNDS             | .....          | .....            |

**2 Lies die E-Mail auf Seite 72 des Buches. Jetzt schließe das Buch und verbinde die beiden Teile der Sätze. (+)**

Dear Marie,


- |    |  |  |   |
|----|--|--|---|
| 1  | I'm still totally overwhelmed                | sweet?                                   | A |
| 2  | Jamie has really                             | your Mum?                                | B |
| 3  | I don't feel                                 | the teacher asked her to sit next to me. | C |
| 4  | In the attachment                            | so lonely any more.                      | D |
| 5  | Isn't he                                     | she loves dogs!                          | E |
| 6  | I love                                       | and we played with Jamie.                | F |
| 7  | The school has also                          | about having a dog.                      | G |
| 8  | Last week a new girl came into my class and  | him!                                     | H |
| 9  | Her name is                                  | you?                                     | I |
| 10 | She is nice and                              | Grace.                                   | J |
| 11 | Yesterday she came home with me after school | changed my life.                         | K |
| 12 | How are                                      | love                                     | L |
| 13 | And how is                                   | you'll find a photo of Jamie.            | M |
| 14 | Lots of                                      | become more bearable.                    | N |
- Claire

**3 Nimm etwas aus beiden Kästchen und bilde das englische Wort. (++)**

friend  
un any some

happy ship  
body where

- |   |                |   |       |
|---|----------------|---|-------|
| 1 | unglücklich    | = | ..... |
| 2 | Freundschaft   | = | ..... |
| 3 | irgendwo       | = | ..... |
| 4 | (irgend)jemand | = | ..... |



Name:

Klasse:

(+ = etwas schwieriger, ++ = schwierig)

**KAPITEL: I Was Really Shocked!/Neue Zeiten**

**1 Claire telefoniert, aber die Verbindung ist schlecht. Kannst du die Wörter enträteln?**

- 1 It's me, Claire. I've just got **BYONXURCH** ..... mail.
- 2 You know, Marie, I was really shocked last **RWETEKST** .....!
- 3 I couldn't believe my **EYFGESS** ..... when I read your mail.
- 4 And then you refused to **CHSPLEATK** ..... to me on the phone.
- 5 It was the **GLWOXRSCHT** ..... Easter I've ever had.
- 6 I cried for **THOGURYSX** ..... and last night I decided I would throw away the **BORACHIELKET** .....
- 7 And I did throw it **ANFWAGOY** ....., but my mother took it out of the **ABNINTH** ..... without me noticing. So I still have it.
- 8 I'm wearing it **KNOLWED** .....


**2 Vervollständige die Sätze mit einem Wort aus dem Kästchen. (+)**

again • bracelets • friend • jealous • nice • sad • shocked • sorry • telephone • unhappy

- 1 Claire has got a new dog and a new ....., too.
- 2 When Marie read about this in Claire's e-mail she felt .....
- 3 So her next e-mail to Claire wasn't very .....
- 4 When Claire read Marie's mail she was really .....
- 5 And now Marie is ..... and .....
- 6 So she writes a mail to Claire and says she is very .....
- 7 Now Claire and Marie are talking on the .....
- 8 The two girls are friends ..... and they are wearing their .....

**3 Kannst du die Fragen auf Englisch beantworten? (++)**

- 1 Who took Claire's bracelet out of the bin? – Her .....
- 2 What are Marie and Claire wearing on their arms? – .....
- 3 What does Claire rarely finish before five? – .....
- 4 Does Marie still hate Angelina's food? – .....



Name:

Klasse:

(+ = etwas schwieriger)


**KAPITEL: Travelling/Wieder zu Hause**

**1 Einige englische und deutsche Wörter sind ziemlich ähnlich. Wie viele von diesen Wörtern kannst du erkennen und auf Deutsch übersetzen?**

- |                      |                    |
|----------------------|--------------------|
| 1 welcome = .....    | 19 cold = .....    |
| 2 thanks = .....     | 20 house = .....   |
| 3 here = .....       | 21 father = .....  |
| 4 weather = .....    | 22 school = .....  |
| 5 fantastic = .....  | 23 help = .....    |
| 6 warm = .....       | 24 friend = .....  |
| 7 swim = .....       | 25 red = .....     |
| 8 sea = .....        | 26 hair = .....    |
| 9 learn = .....      | 27 sister = .....  |
| 10 the crawl = ..... | 28 brother = ..... |
| 11 hungry = .....    | 29 nerves = .....  |
| 12 apple = .....     | 30 start = .....   |
| 13 chocolate = ..... | 31 free = .....    |
| 14 good = .....      | 32 hard = .....    |
| 15 can = .....       | 33 better = .....  |
| 16 all = .....       | 34 finger = .....  |
| 17 bay = .....       | 35 tide = .....    |
| 18 land .....        | 36 sand .....      |

**2 Was passt zusammen? (+)**

- |                                   |                          |
|-----------------------------------|--------------------------|
| 1 You're looking                  | very cold. (A)           |
| 2 How was your                    | Mark. (B)                |
| 3 The weather has been            | hungry. (C)              |
| 4 I'd love to learn how to        | for lunch. (D)           |
| 5 No food on the bus? You must be | sandwiches for us. (E)   |
| 6 Do they serve food              | fantastic! (F)           |
| 7 I had a sandwich                | chocolate cake, too. (G) |
| 8 I've made two big               | trip? (H)                |
| 9 My new friend is called         | bikini. (I)              |
| 10 My dog loves                   | play the guitar. (J)     |
| 11 Jane is wearing a nice         | on the plane? (K)        |

**Kopiervorlage 1**

- 1 1D, 2H, 3J, 4I, 5K, 6A, 7F, 8L, 9E, 10G, 11B, 12C
- 2 1 knew, 2. wonderful, 3. know, 4. please, 5. children, 6. pregnancy, 7. pity, 8. nothing, 9. earlier
- 3 1. letters, 2. parents, 3. people, 4. child, 5. work, 6. house, 7. school, 8. friends, 9. jellyfish, 10. woman

**Kopiervorlage 2**

- 1 ein grauer Plisseerock, eine weiße Bluse, eine dunkelblaue Jacke, eine Krawatte
- 2 1. weather, 2. rocks, 3. sea, 4. soon, 5. strange, 6. together, 7. already
- 3 1. I hate the school uniform. 2. My Mum has to take me to school by car in the morning. 3. We now have a dog. We got him a week ago. 4. He's called Jamie and he is only six weeks old. 5. Jamie has just picked up my shoe and is beginning to chew on it.

**Kopiervorlage 3**

- 1 1. dog - Leben, 2. life - einsam, 3. lonely - Mädchen, 4. girl - verrückt, 5. mad - traurig, 6. sad - selbstsüchtig, 7. selfish - eifersüchtig, 8. jealous - Armband (bracelet)
- 2 1G, 2K, 3D, 4M, 5A, 6H, 7N, 8C, 9J, 10E, 11F, 12I, 13B, 14L
- 3 1. unhappy, 2. friendship, 3. somewhere, 4. anybody

**Kopiervorlage 4**

- 1 1. your, 2. week, 3. eyes, 4. speak, 5. worst, 6. hours, bracelet, 7. away, bin, 8. now
- 2 1. friend, 2. jealous, 3. nice, 4. shocked, 5. sad, unhappy, 6. sorry, 7. telephone, 8. again, bracelets
- 3 1. Her mother. 2. Bracelets. 3. Her homework. 4. No (, she doesn't).

**Kopiervorlage 5**

- 1 1. Willkommen, 2. Danke, 3. hier, 4. Wetter, 5. fantastisch, 6. warm, 7. schwimmen, 8. See/Meer, 9. lernen, 10. Kraulen, 11. hungrig, 12. Apfel, 13. Schokolade, 14. gut, 15. kann/können, 16. alle, 17. Bai/Bucht, 18. Land, 19. kalt, 20. Haus, 21. Vater, 22. Schule, 23. helfen, 24. Freund(in), 25. rot, 26. Haar(e), 27. Schwester, 28. Brüder, 29. Nerven, 30. starten/anfangen, 31. frei, 32. hart/schwierig, 33. besser, 34. Finger, 35. Tide/Gezeiten, 36. Sand
- 2 1F, 2H, 3A, 4J, 5C, 6K, 7D, 8E, 9B, 10G, 11I

**Weitere deutsch-englische Kinder- und Jugendbücher mit Unterrichtsmaterialien zum Downloaden bei rotfuchs: ([www.rowohlt.de/downloads/lehrer](http://www.rowohlt.de/downloads/lehrer))**

- Renate Ahrens "Hey you - lauf nicht weg!", mit Illustrationen von Jan Loeffering, ISBN 3-499-21365-6, €5,90 (ab 10 J.)
- Emer O'Sullivan / Dietmar Rösler "Watch out - da sind sie!", mit Illustrationen von Barbara Korthues, ISBN 3-499-21282-X, €5,90 (ab 10 J.)
- Stefanie Schulz / Daniel Quinlan "See you - im nächsten Sommer", ISBN 3-499-21352-4, €5,90 (ab 12 J.)
- Wolfram Hänel "Vorsicht - strong currents!", ISBN 3-499-21366-4, €5,90 (ab 12 J.)